


Readmissions Summit  
October 6, 2009



GORDON AND BETTY  
**MOORE**  
FOUNDATION

GORDON AND BETTY  
**MOORE**  
FOUNDATION



**“By establishing the Foundation,** we have created an opportunity to contribute on a scale that we hope can make a significant, positive impact on the world for generations to come.”

— *Gordon and Betty Moore*

# Program Areas

## Foundation Programs



- Andes Amazon Initiative
- Conservation International Commitment
- Marine Conservation Initiative
- Wild Salmon Ecosystems Initiative
- Special Projects



- California Institute of Technology (Commitment)
- Marine Microbiology
- Special Projects



- Betty Irene Moore Nursing Initiative (BIMNI)
- Betty Irene Moore School of Nursing at UC Davis
- Land Protection
- Science and Technology Museums

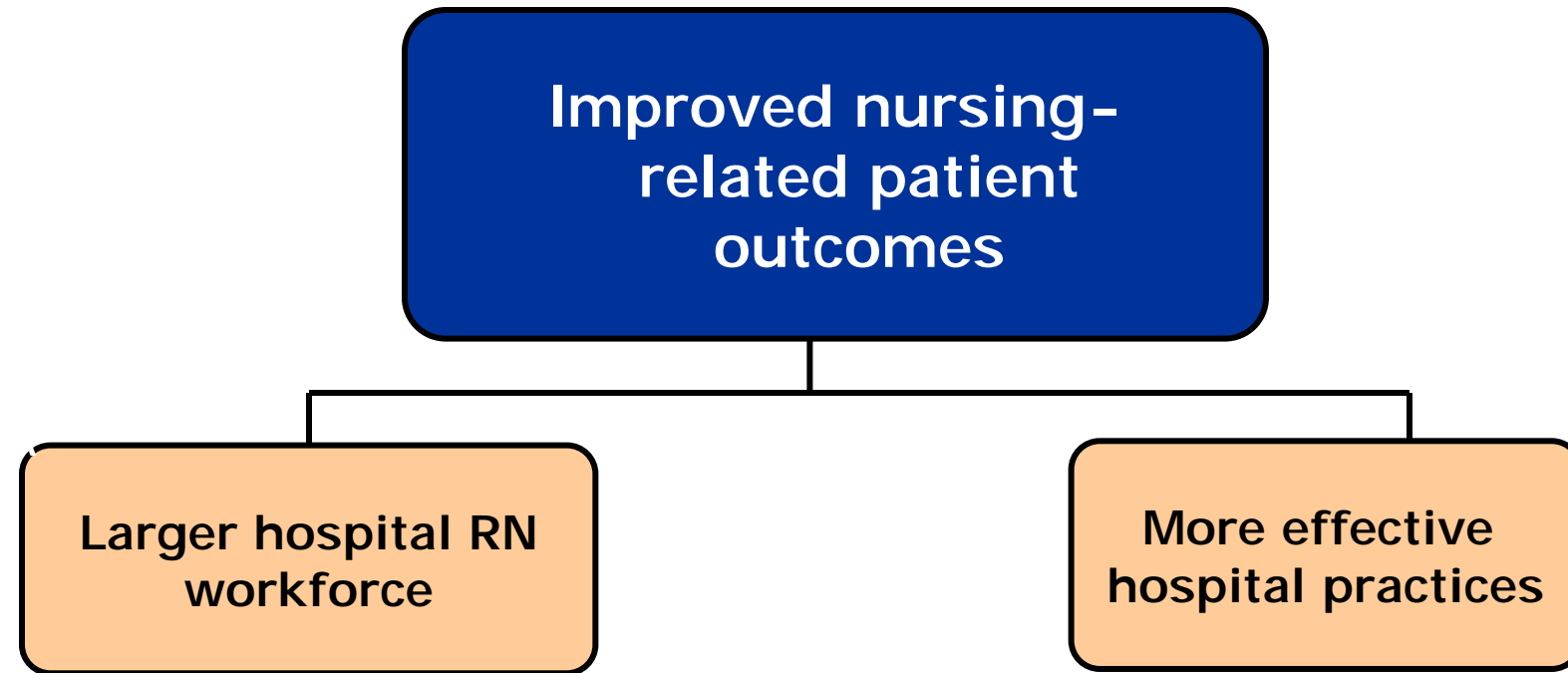
## Foundation Grantees\*

- Wildlife Conservation Society
- Conservation International
- Cape Cod Commercial Hook Fishermen's Association
- Earthlife Canada Foundation
- Stroud Water Research Center

- California Institute of Technology
- University of California, San Diego
- Public Library of Science

- The California Institute for Nursing & Health Care
- Sutter Health
- UC-Davis
- Sutter Health
- Kaiser Permanente

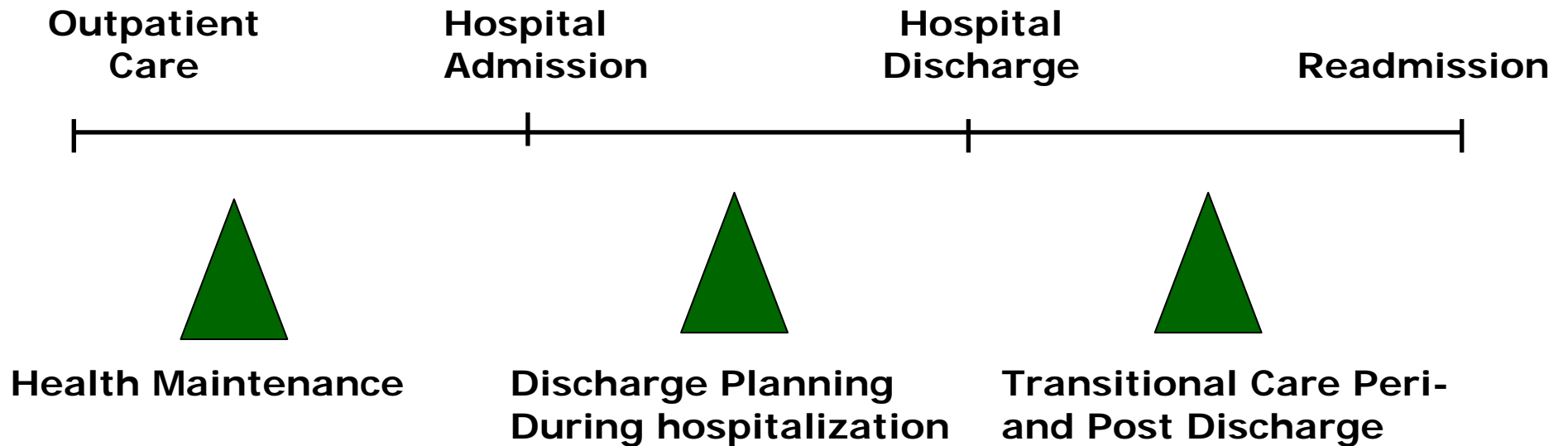
\* Grant examples.




- Collaboration between nursing schools and hospitals
- More placements and faculty
- “California Education Highway” to increase ease of baccalaureate graduate education

- Improved leadership and technical skills of frontline RNs to implement best practices
- Improved processes to increase time at the bedside
- **Better transition from hospital to home**
- Role of nursing in patient outcomes and reducing healthcare costs better understood

# Admissions and Readmissions



# Appendix



GORDON AND BETTY  
**MOORE**  
FOUNDATION

GORDON AND BETTY  
**MOORE**  
FOUNDATION

# Published Data

## Discharge Planning:

- Project RED: (Re-Engineered Hospital Discharge Program)
  - Decreased Hospital utilization by approximately 30% in 30 days post discharge  
.314 vs. .451 visit/patient/month  
incidence rate ratio .695 (95%, CI 0.515 to .937)

## Transitional Care:

- Mary Naylor Model – APN visiting patients for up to 3 months post discharge
  - Increase in time to readmissions for intervention group
  - At 52 weeks, fewer readmissions 104 vs. 162 in intervention group (CHF pts)
  - Lower mean costs (\$7636 vs \$12,481)
- Eric Coleman health coach model
  - Intervention patients had lower readmissions at 30 days (8.3 vs 11.9, p=.048)
  - Intervention patients had lower readmissions at 90 days (16.7 vs 22.5, p=.04)